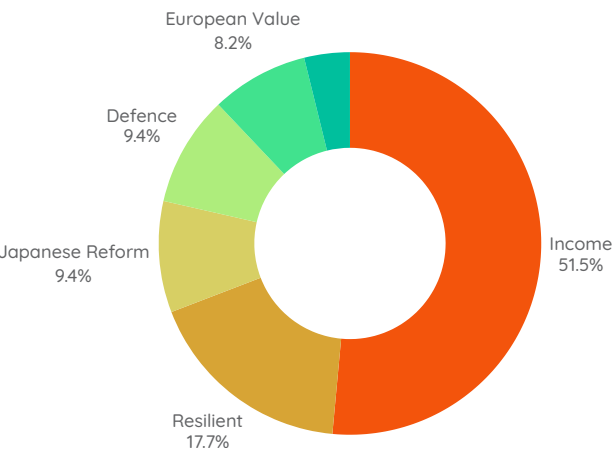


Global Real Return Portfolio

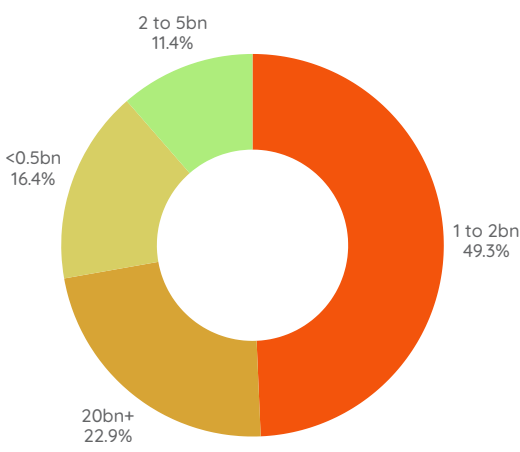
Exposures as of 2025-10-20



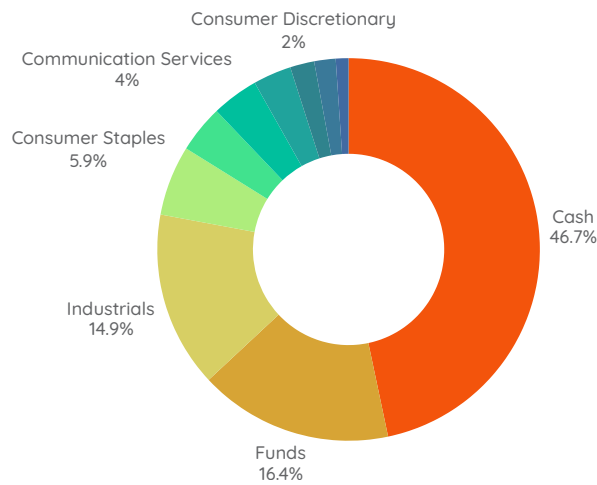
Framework



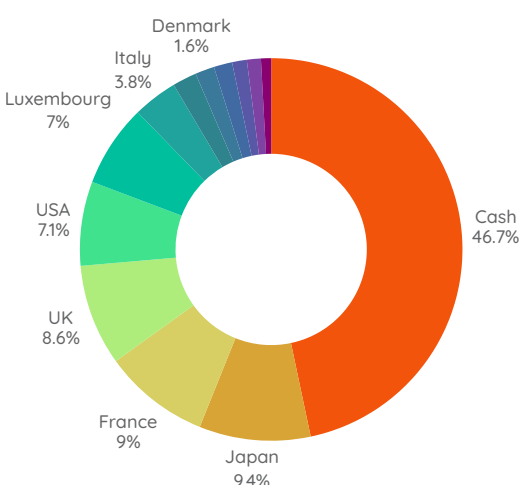
Market Cap



Sector



Country



Top 10 Stocks

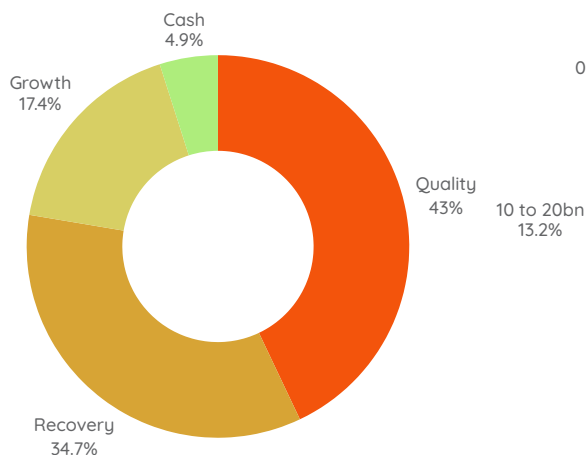
Stock Name	%	Country	Sector	Framework
AVI Japan Special Situations Fund	9.4%	Japan	Funds	Japanese Reform
Volunteer Park Capital Fund	7.0%	Luxembourg	Funds	Resilient
Unilever PLC	3.1%	UK	Consumer Staples	Resilient
Orange SA	2.8%	France	Communication Services	Resilient
Dassault Aviation societe anonyme	2.8%	France	Industrials	Defence
QinetiQ Group plc	2.5%	UK	Industrials	Defence
Danieli and C Officine Meccaniche SpA	2.4%	Italy	Industrials	European Value
RTX Corporation	2.3%	USA	Industrials	Defence
Alibaba Group Holding Limited	2.0%	Hong Kong	Consumer Discretionary	Special Situations
Jet2 plc	2.0%	UK	Industrials	European Value

Europe ex-UK Portfolio

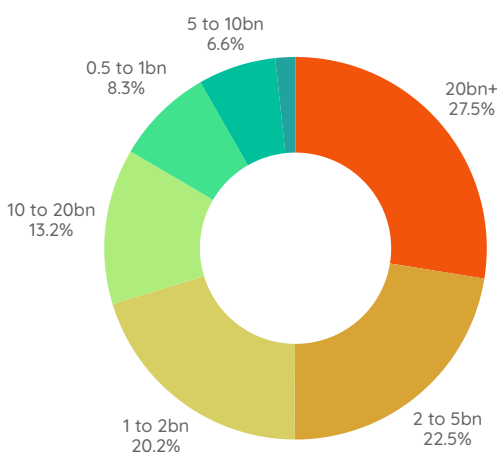
Exposures as of 2025-10-20



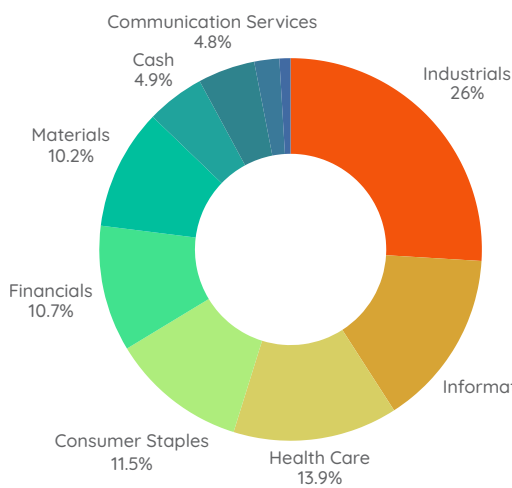
Framework



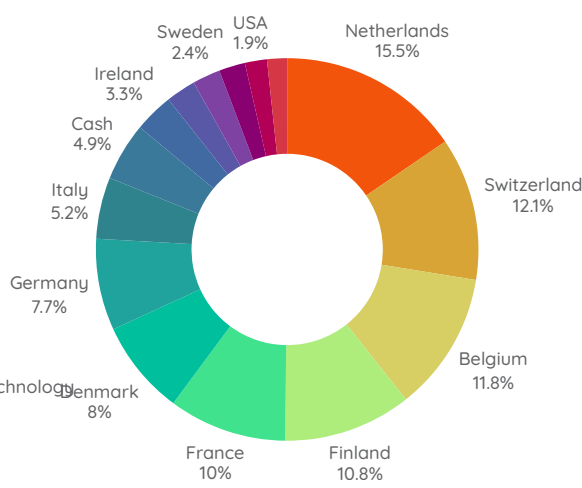
Market Cap



Sector



Country



Top 10 Stocks

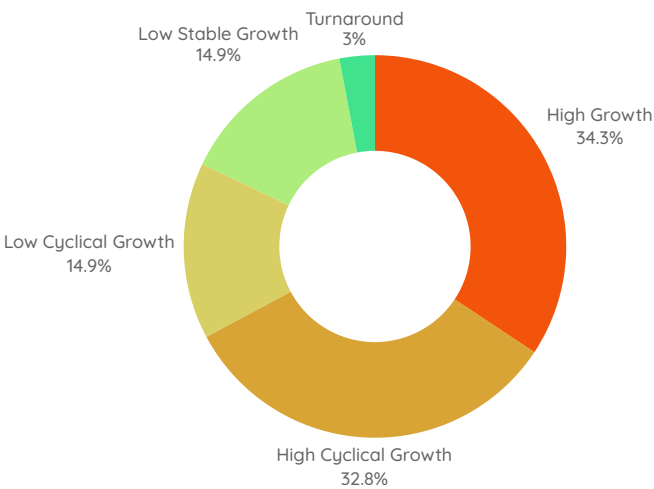
Stock Name	%	Country	Sector	Framework
PF Bakkafrøst	4.9%	Denmark	Consumer Staples	Recovery
Kalmar Oyj	3.7%	Finland	Industrials	Quality
Terveystalo Oyj	3.7%	Finland	Health Care	Quality
Danieli and C Officine Meccaniche SpA	3.6%	Italy	Industrials	Recovery
Roche Holding AG	3.6%	Switzerland	Health Care	Quality
LAir Liquide	3.5%	France	Materials	Quality
Metso Oyj	3.4%	Finland	Industrials	Recovery
Bank of Ireland Group plc	3.3%	Ireland	Financials	Recovery
KBC Group NV	3.2%	Belgium	Financials	Quality
Cicor Technologies Ltd	3.2%	Switzerland	Information Technology	Growth

Pan Europe Micro Cap Portfolio

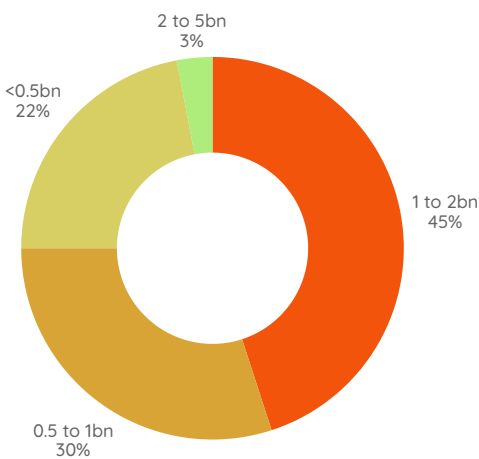
Exposures as of 2025-10-20



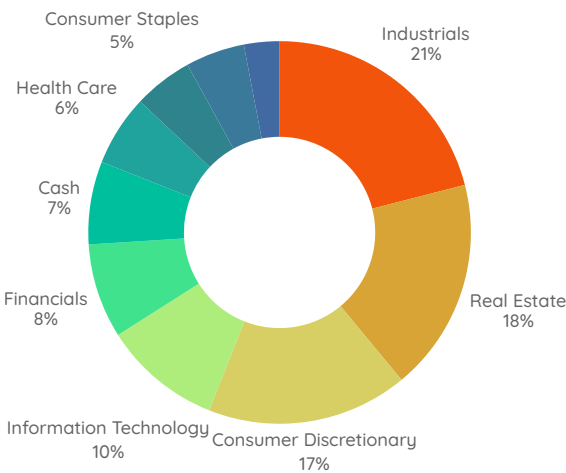
Framework



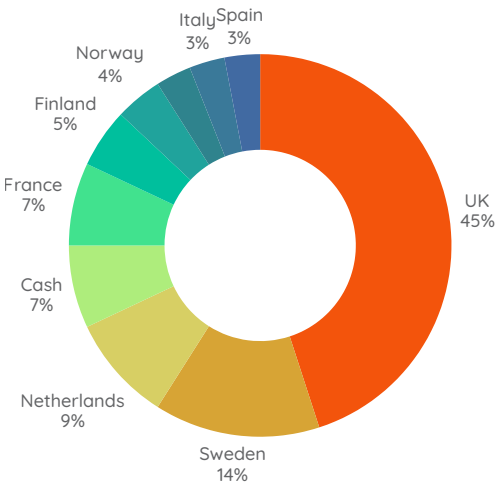
Market Cap



Sector



Country



Top 10 Stocks

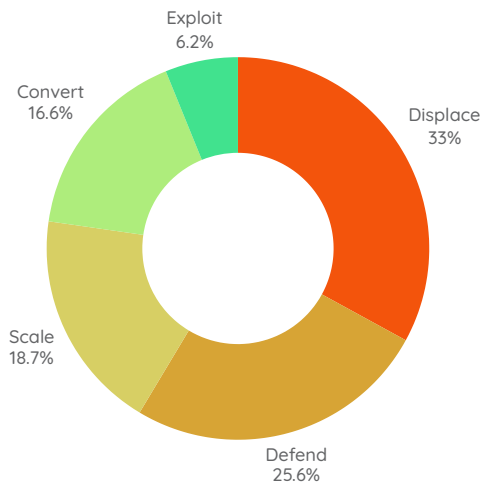
Stock Name	%	Country	Sector	Framework
Supermarket Income REIT plc	6.0%	UK	Real Estate	Low Stable Growth
Atea ASA	4.0%	Norway	Information Technology	High Growth
Picton Property Income Limited	4.0%	UK	Real Estate	N/A
Quadient SA	4.0%	France	Information Technology	Low Cyclical Growth
Safestore Holdings Plc	4.0%	UK	Real Estate	N/A
Target Healthcare REIT PLC	4.0%	UK	Real Estate	Low Stable Growth
AcadeMedia AB publ	3.0%	Sweden	Consumer Discretionary	N/A
Ambea AB publ	3.0%	Sweden	Health Care	High Growth
Betsson AB publ	3.0%	Sweden	Consumer Discretionary	High Growth
Bloomsbury Publishing Plc	3.0%	UK	Communication Services	N/A

Global Future Leaders Portfolio

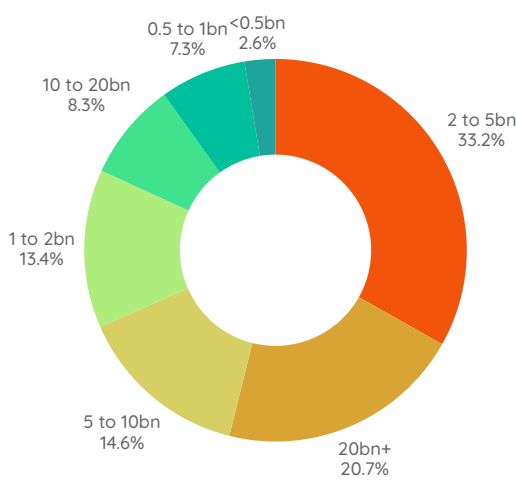
Exposures as of 2025-10-20



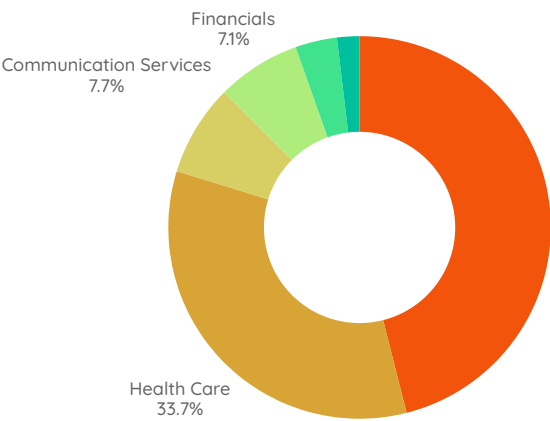
Framework



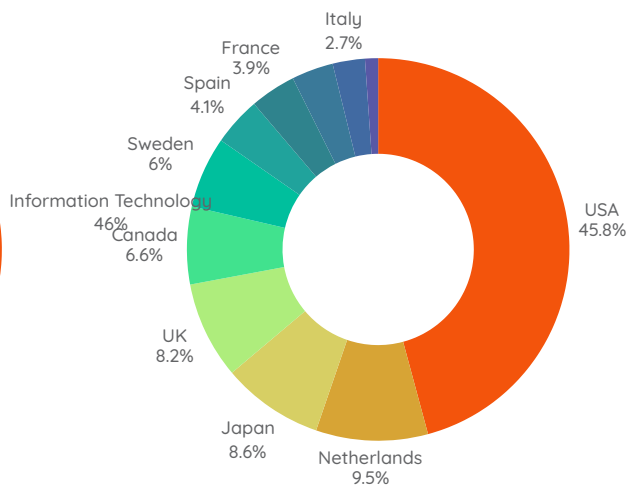
Market Cap



Sector



Country



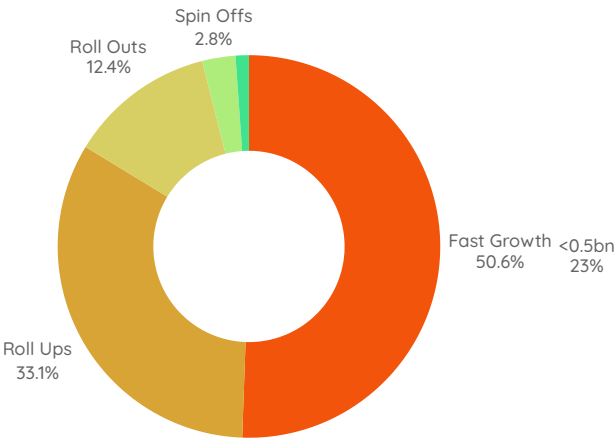
Top 10 Stocks

Stock Name	%	Country	Sector	Framework
ASML Holding	6.4%	Netherlands	Information Technology	Defend
Money Forward Inc	5.6%	Japan	Information Technology	Convert
GitLab Inc	5.2%	USA	Information Technology	Scale
Allfunds Group plc	4.6%	UK	Financials	Displace
Kinaxis Inc	4.2%	Canada	Information Technology	Displace
Bruker Corporation	4.2%	USA	Health Care	Defend
Veeva Systems Inc	4.1%	USA	Health Care	Defend
VusionGroup SA	3.9%	France	Information Technology	Displace
MongoDB Inc	3.9%	USA	Information Technology	Displace
Dynatrace Inc	3.6%	USA	Information Technology	Displace

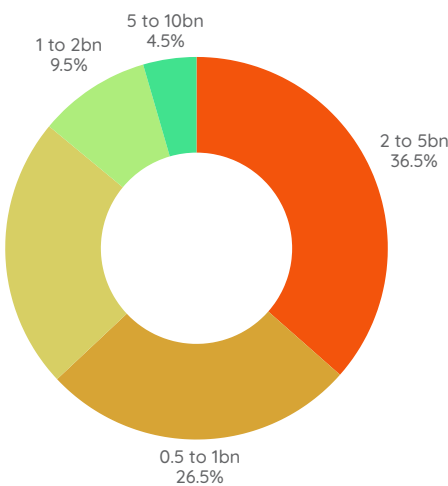
Global Small Cap Portfolio

Exposures as of 2025-10-20

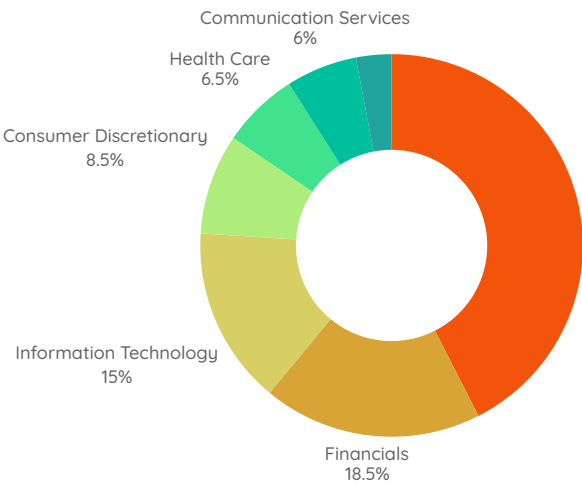
Framework



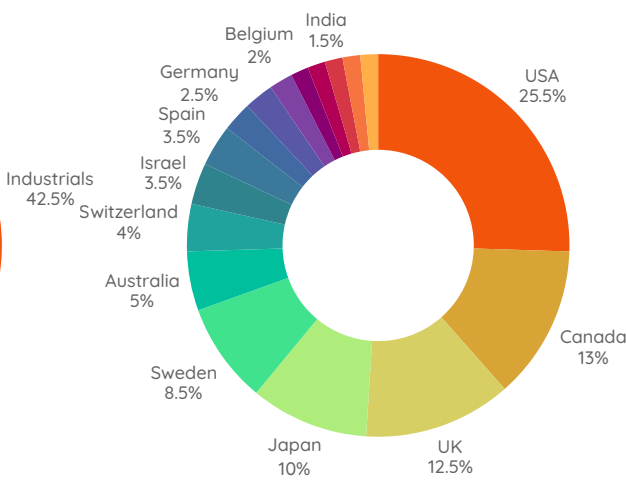
Market Cap



Sector



Country



Top 10 Stocks

Stock Name	%	Country	Sector	Framework
Boku Inc	7.0%	USA	Financials	Fast Growth
Zedcor Inc	7.0%	Canada	Industrials	Fast Growth
Montana Aerospace AG	4.0%	Switzerland	Industrials	Fast Growth
Tasmea Limited	4.0%	Australia	Industrials	Roll Ups
Herc Holdings Inc	3.5%	USA	Industrials	Roll Outs
Laboratorios Farmaceuticos Rovi SA	3.5%	Spain	Health Care	Fast Growth
Alligo AB publ	3.0%	Sweden	Industrials	N/A
Ashtead Technology Holdings Plc	3.0%	UK	Industrials	Roll Ups
FP Partner, Inc	3.0%	Japan	Financials	Roll Ups
B and M European Value Retail SA	2.5%	Luxembourg	Consumer Discretionary	Roll Outs